


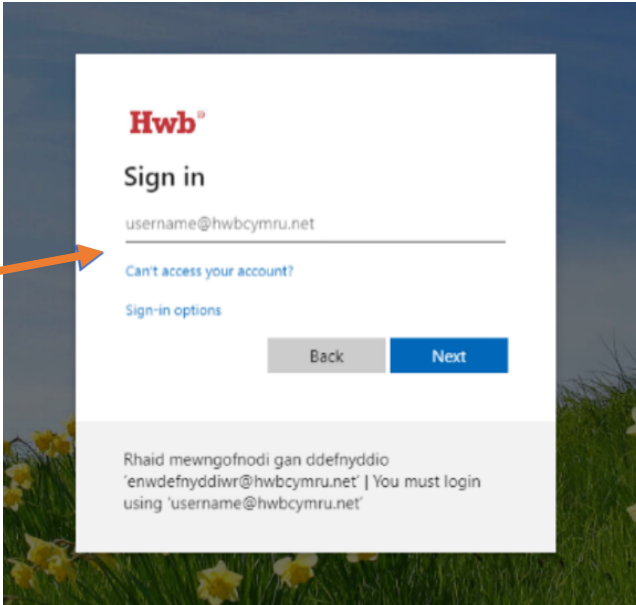
How to access Google Classroom



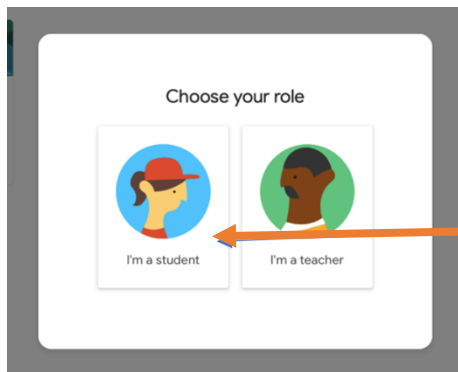
Go to <https://hwb.gov.wales>

Click 'Log in' on the top right of the webpage.

Enter your hwb details. This has been sent home.

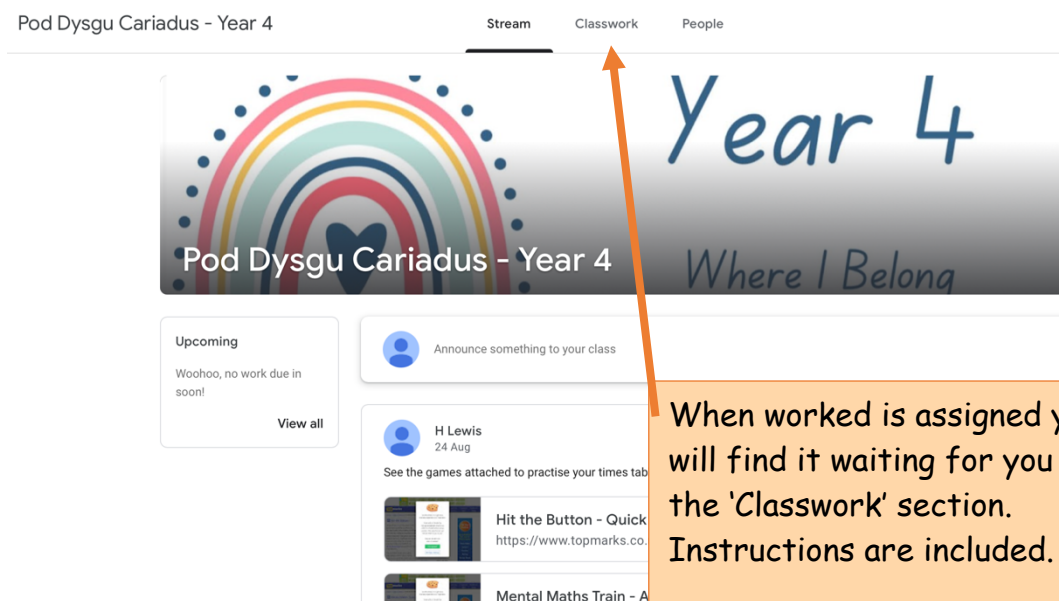



Once you've logged in you will be returned to the home page. You will now need to select the "Google for Education" button.



If you have not logged onto Google Classroom before then you will see this message. Choose "I'm a student".

You should then see your class welcome box. The first time you log in you will need to click "join" on the bottom right-hand corner.



When work is assigned you will find it waiting for you in the 'Classwork' section. Instructions are included.

Please note: if there are no classes available on Google Classroom when you have logged in, please make sure Google has logged in using the Hwb email address. Sometimes it switches back to the default account.

If you have any questions, please do not hesitate to email me on:

Hannah.lewis@abernantprimary.rctcbc.cymru

Diolch.